

Winter Break Home work

✓ Class-5A (Mathematics)

- Que. 1
- (a) The region enclosed between boundaries of figure is its _____.
- (b) Area of a square = _____ x _____.
- (c) Area of a rectangle = _____ x _____.
- (d) Perimeter of a square = _____.
- (e) Perimeter of a rectangle = _____.
- (f) The area of square of side 1 cm is _____. Its Perimeter is _____.
- (g) The Perimeter of rectangle of length 7 cm and breadth 3 cm is _____. Its area is _____.

Que. 2 Complete the table given below

Shape	Side	Length	Breadth	Area	Perimeter
Square	6 cm				
Rectangle		14 cm	9 cm		
Square				400 sq cm	
Rectangle		12 cm		72 sq cm	
Rectangle		15 cm			46 cm
Square					88 cm

- Que. 3 Solve the questions.
- (a) Find the breadth a swimming pool whose area is 600 sq cm and length is 40 m.
- (b) The area of Garden is 7240 sq.m. If its breadth is 80 m. find its length?

Winter Break Home work
Class-5B (Mathematics)

Que. 1 (a) The region enclosed between boundaries of figure is its _____.

(b) Area of a square = _____ x _____.

(c) Area of a rectangle = _____ x _____.

(d) Perimeter of a square = _____.

(e) Perimeter of a rectangle = _____.

(f) The area of square of side 1cm is _____. Its Perimeter is _____.

(g) The Perimeter of rectangle of length 7cm and breadth 3 cm is _____. Its area is _____.

Que. 2 Complete the table given below

Shape	Side	Length	Breadth	Area	Peri
Square	6 cm	14 cm	9 cm		
Rectangle				400 sqcm	
Square		12 cm		72 sqcm	
Rectangle		15 cm			46
Rectangle					88
Square					

Que. 3 Solve the questions.

(a) Find the breadth a swimming pool whose area is 600 sq cm and length is 40 m.

(b) The area of Garden is 7240 sq.m. If its breadth is 80 m. find its length?

Winter Break Home work

Class-5C (Mathematics)

Que. 1 (a) The region enclosed between boundaries of figure is its _____.

(b) Area of a square = _____ \times _____.

(c) Area of a rectangle = _____ \times _____.

(d) Perimeter of a square = _____.

(e) Perimeter of a rectangle = _____.

(f) The area of square of side 1 cm is _____. Its Perimeter is _____.

(g) The Perimeter of rectangle of length 7 cm and breadth 3 cm is _____. Its area is _____.

Que. 2 Complete the table given below

Shape	Side	Length	Breadth	Area	Peri
Square	6 cm				
Rectangle		14 cm	9 cm		
Square				400 sq cm	
Rectangle		12 cm		72 sq cm	
Rectangle		15 cm			4
Square					8

Que. 3 Solve the questions.

(a) Find the breadth a swimming pool whose area is 600 sq cm and length is 40 m.

(b) The area of Garden is 7240 sq. m. If its breadth is 80 m. find its length?

Winter Break Homework

Class - 4 B and 4 C

Subject - Mathematics

- 1- Learn table from 2 to 20
2. Make a balance using diyas.
- 3- Name 5 things that we usually buy in Grams and in Kilograms.
- 4 Do the activity given on page no. 136.

Singh
20/11/21

Winter break 2021-22 Home work

- Write the multiplication tables 11 to 20 in your copy and learn it by heart.
- Complete the following question in your copy:-

*# Divide into groups of 2 using 2 times table.

$18 \div 2 =$	9	Hint:	$2 \times 9 = 18$
$18 \div 9 =$	2		
$10 \div 2 =$			
$20 \div 2 =$			
$\quad \div 2 =$	7		
$\quad \div 2 =$	10		
$8 \div \quad =$	4		
$\quad \div 2 =$	5		

*# Divide into groups of 5 using 5 times table.

$10 \div 5 =$	2	Hint:	$5 \times 2 = 10$
$20 \div \quad =$	4		
$15 \div 5 =$			
$40 \div \quad =$	8		
$20 \div 5 =$			
$\quad \div 5 =$	6		
$35 \div 5 =$			
$\quad \div 5 =$	3		
$35 \div 5 =$			
$\quad \div 5 =$	2		

*# Divide into groups of 10 using 10 times table.

$20 \div 10 =$	2
$30 \div 10 =$	
$40 \div 10 =$	
$50 \div 10 =$	
$40 \div \quad =$	4
$\quad \div 10 =$	8
$\quad \div 10 =$	6
$\quad \div 10 =$	3
$\quad \div 10 =$	2
$60 \div \quad =$	6

3. Make your own home time table during winter break right from when you wake up in morning to till go to bed at night.

4. Make the list of grocery items which are used in your home ,quantity (Kg/g) your father buy and expenditure on those things, for one month.

S.No	Grocery Items	Quantity (Kg/g)	Expenditure on those things (Rs.)

5. Practice the questions of chapter- How many Times, Jugs and Mugs and Can we share? at your home.

Winter break 2021-22 Home work

- Write the multiplication tables 11 to 20 in your copy and learn it by heart.
- Complete the following question in your copy:-

×# Divide into groups of 2 using 2 times table.

$18 \div 2 = 9$	Hint: $2 \times 9 = 18$
$18 \div 9 = 2$	
$16 \div 2 =$	
$20 \div 2 =$	
$\div 2 = 7$	
$\div 2 = 10$	
$8 \div = 4$	
$\div 2 = 5$	

×# Divide into groups of 5 using 5 times table.

$10 \div 5 =$	Hint: $5 \times 2 = 10$
$20 \div = 4$	
$15 \div 5 =$	
$40 \div = 8$	
$20 \div 5 =$	
$\div 5 = 8$	
$25 \div 5 =$	
$\div 5 = 3$	
$35 \div 5 =$	
$\div 5 = 2$	

×# Divide into groups of 10 using 10 times table.

$20 \div 10 =$
$30 \div 10 =$
$40 \div 10 =$
$50 \div 10 =$
$40 \div = 4$
$\div 10 = 8$
$\div 10 = 5$
$\div 10 = 3$
$\div 10 = 2$
$60 \div = 4$

3. Make your own home time table during winter break right from when you wake up in morning to till go to bed at night.

4. Make the list of grocery items which are used in your home ,quantity (Kg/g) your father buy and expenditure on those things, for one month.

S.No	Grocery Items	Quantity (Kg/g)	Expenditure on those things (Rs.)

5. Practice the questions of chapter- How many Times, Jugs and Mugs and Can we share? at your home.


B.K. Singh

Winter Break Homework

Class - 2 'A'

Subject - Maths

- 1) Paste the wrappers of any five food items and add their price to find out the total amount.
- 2) Write the names of the months.
- 3) Count the total number of standing, slanting and sleeping lines in the following figure.




- 4) Write all possible ways to make 15 by adding two numbers.

Winter Break Homework

Class - 2 'B'

Subject - Math

- 1) Paste the wrappers of any five food items and add their price to find out the total amount.
- 2) Write the names of the months.
- 3) Count the total number of standing, slanting and sleeping lines in the following figure.



- 4) Write all possible ways to make 15 by adding two numbers.

Subject - Hindi

Class - 2 'B'


1. आलापन के साधनों का चित्र बनाओ और रंग करो। यदि संभव न हो तो छात्रों का चित्र चिपकाओ।
2. रंग का चित्र बनाकर उसके बारे में 5 वाक्य लिखो।
3. एक एक पेज सुलेख लिखो।
4. कवियों से सुलभित चित्र बनाकर उसके बारे में लिखो।
(किसी एक कवि के बारे में)
- 5) प्रतिदिन पाठ्यपुस्तक से एक पृष्ठ शुद्ध उच्चारण के साथ पढ़ो।

Winter Break Homework

Class - 2 "C"

Subject - Maths

- 1) Paste the wrappers of any five food items and add their price to find out the total amount.
- 2) Write the names of the months.
- 3) Count the total number of standing, slanting and sleeping lines in the following figure.



- 4) Write all possible ways to make 15 by adding two numbers.
(As subtraction)

class I A, B.

Winter Break Holiday Homework

- ① write the numbers 1 to 100.
- ② Write the numbers name 1 to 100
- ③ write the table 2 to 10, Learn and write.

④ Addition


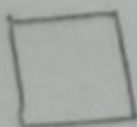
$$\begin{array}{r} 31 \\ +43 \\ \hline \end{array} \quad \begin{array}{r} 82 \\ +15 \\ \hline \end{array} \quad \begin{array}{r} 73 \\ -23 \\ \hline \end{array} \quad \begin{array}{r} 66 \\ +40 \\ \hline \end{array} \quad \begin{array}{r} 82 \\ -12 \\ \hline \end{array} \quad \begin{array}{r} 92 \\ -15 \\ \hline \end{array}$$

⑤ Subtraction

$$\begin{array}{r} 78 \\ -32 \\ \hline \end{array} \quad \begin{array}{r} 54 \\ -42 \\ \hline \end{array} \quad \begin{array}{r} 85 \\ -23 \\ \hline \end{array} \quad \begin{array}{r} 91 \\ -21 \\ \hline \end{array} \quad \begin{array}{r} 66 \\ -24 \\ \hline \end{array} \quad \begin{array}{r} 83 \\ -20 \\ \hline \end{array} \quad \begin{array}{r} 77 \\ -17 \\ \hline \end{array}$$

- ⑥ Maths Text+book
page no 114 and 116 Solve the problem

7- Name these shapes and draw A-4 size Paper.



Maths
class I A, B, C

Winter Break Holiday Homework

- ① Write the numbers 1 to 100.
- ② Write the numbers name 1 to 100
- ③ Write the table 2 to 10, Learn and write.

④ Addition


$\begin{array}{r} 31 \\ +43 \\ \hline \end{array}$	$\begin{array}{r} 82 \\ +15 \\ \hline \end{array}$	$\begin{array}{r} 73 \\ -23 \\ \hline \end{array}$	$\begin{array}{r} 66 \\ +40 \\ \hline \end{array}$	$\begin{array}{r} 82 \\ -12 \\ \hline \end{array}$	$\begin{array}{r} 92 \\ -15 \\ \hline \end{array}$
--	--	--	--	--	--

⑤ Subtraction

$\begin{array}{r} 78 \\ -32 \\ \hline \end{array}$	$\begin{array}{r} 54 \\ -42 \\ \hline \end{array}$	$\begin{array}{r} 85 \\ -23 \\ \hline \end{array}$	$\begin{array}{r} 91 \\ -21 \\ \hline \end{array}$	$\begin{array}{r} 66 \\ -24 \\ \hline \end{array}$	$\begin{array}{r} 83 \\ -20 \\ \hline \end{array}$	$\begin{array}{r} 77 \\ -17 \\ \hline \end{array}$
--	--	--	--	--	--	--

- ⑥ Maths Textbook
page no 114 and 116 Solve the problem

7- Name these shapes and draw A-4 size Paper.



Class - 2nd शीतलकाश गृहकार्य

Subject - Hindi

- 1) आताघात के साधनों का चित्र बनाओ और रंग भरें। यदि सम्भव न हो तो साधनों का चित्र चिपकाओ और उनके नाम लिखें।
- 2) रसूज का चित्र बनाकर उसके बारे में 5 वाक्य लिखें।
- 3) प्रतिदिन एक पेज सुलेख लिखें।
- 4) ऋतुओं से सम्बन्धित चित्र बनाकर उसके बारे में लिखें।
(किसी एक ऋतु के बारे में)
- 5) एक चूहे का आकार बनाकर उसका अपनी पसन्द का कोई एक नाम रखें।

Niraj Rai.

Winter Break Holiday Homework 2021-22

Subject - Music ✓ ✓ Music

Class - I and II → * Learn School Prayer. (दया कर दान ---)

* Learn Vidyalaya Geet. (भारत का स्वर्णिम ---)

Class - III, IV, V → * Write Vidyalaya Geet in your music notebook-
and learn it. (भारत का स्वर्णिम - - -)

* Write one musician short biography.

* Learn one Patriotic song.

Keran Sharma
21/12/21